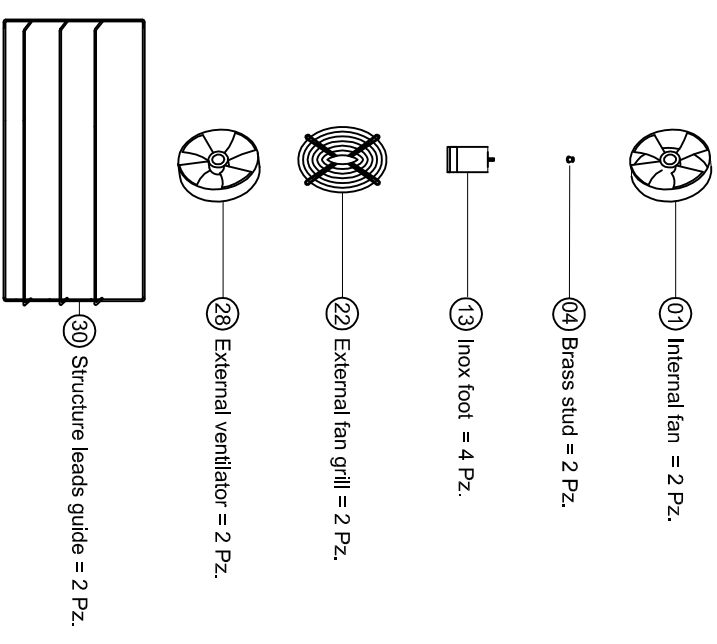
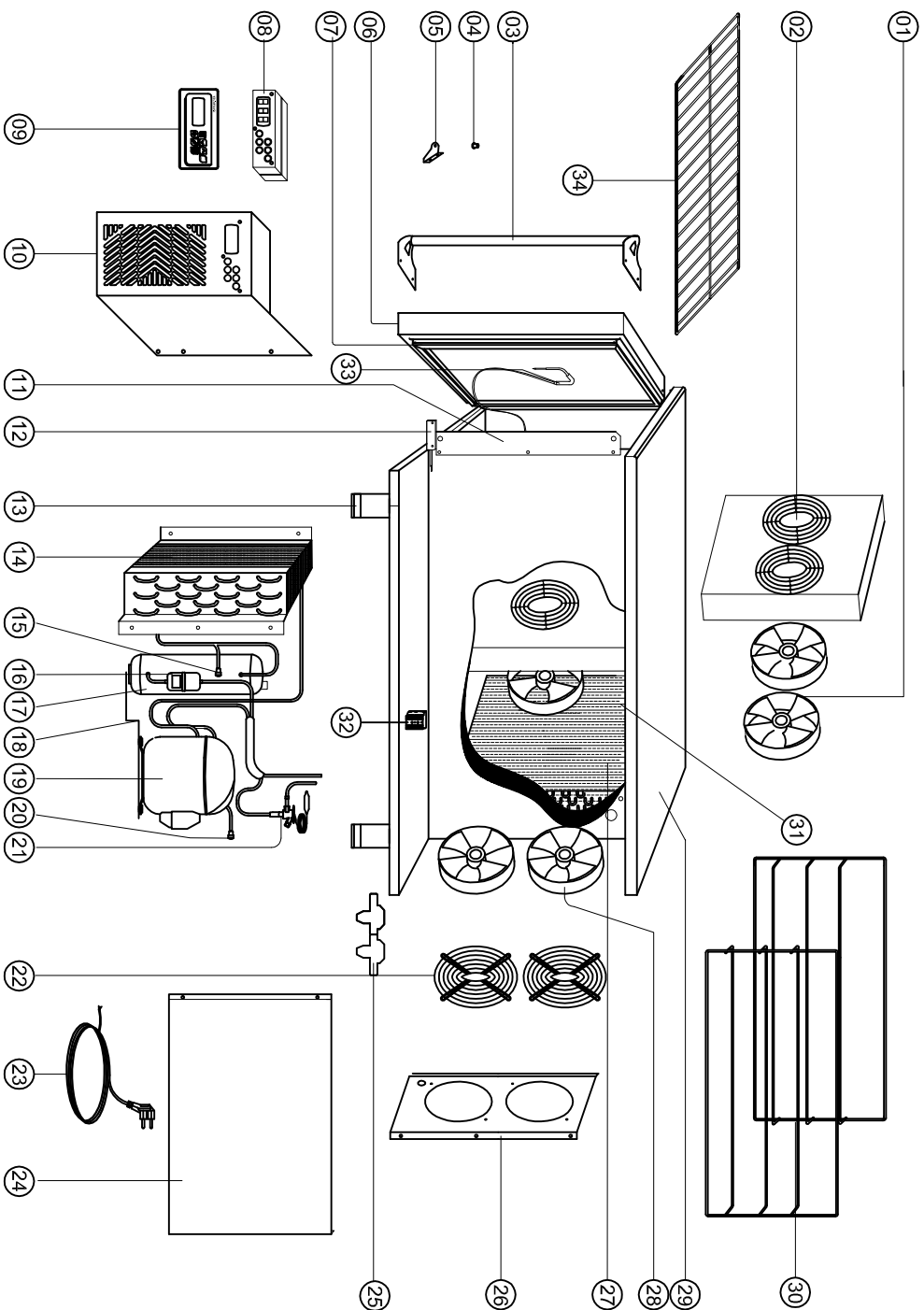


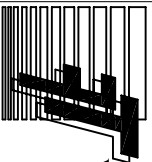
E 3

Cod.250A0100

04.02.2013



- 01 Internal fan
- 02 Internal fan panel
- 03 Door handle steel
- 04 Brass stud
- 05 Lower hinge
- 06 Door
- 07 Door gasket
- 08 Electronic control board
- 09 Electronic control membrane
- 10 Front panel
- 11 Front coupling
- 12 Magnetic switch
- 13 Inox foot
- 14 Condenser
- 15 High pressure connection
- 16 Filter antiaid
- 17 Liquid receiver
- 18 Compressor crankcase
- 19 Compressor
- 20 Low pressure connection
- 21 Thermostatic valve
- 22 External fan grill
- 23 Power cable schuko
- 24 Technical room panels
- 25 Valve protection cap
- 26 Back fan panel
- 27 Evaporator
- 28 External ventilator
- 29 Stainless steel body shell
- 30 Structure leads guide
- 31 Cell probe
- 32 Terminal screw
- 33 Core probe
- 34 Grill GN 2/1



TECHFROST

Via Cà Vico 38/b Rossano Veneto (VI)
Tel. 0424 549081 - Fax. 0424 543042
WWW.TECHFROST.COM
Technico@Techfrost.com